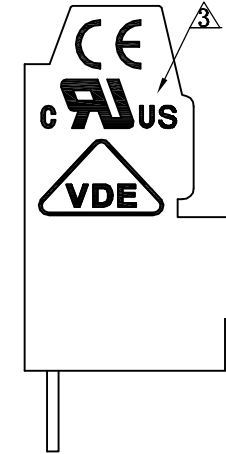
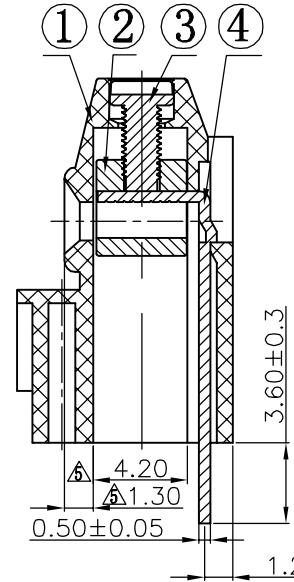
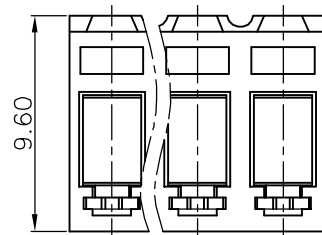
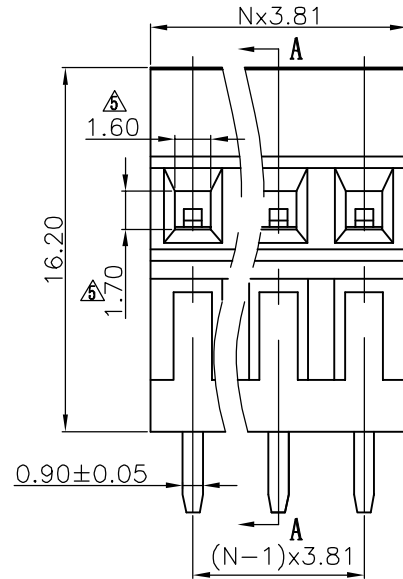
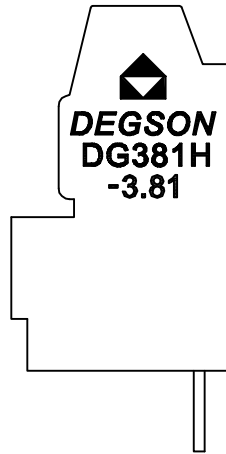


REVISION RECORD				
REV	ECO	DESCRIPTION	DRFT	DATE
△		Drawing Revise	Haoyh	03/06/06
△		增加UL刻字	CSX	10/10/06
△		增加VDE刻字	CSX	10/19/07
△		品名、料号增加环保标示“04”	CSX	12/10/07
△		按客户要求增加尺寸标注	LJH	04/25/08

Notes:

- Pitch: 3.81mm, Poles: 2-24P
- Rated voltage/current: UL 150V/10A
VDE 130V/10A
- Operation temperatures: -40°C ~ +105°C
- Withstanding Voltage: AC2000V/1min
- Insulation Resistance: 5000MΩ/DC1000V
- Wire Range: 26~16AWG, 1.0mm²
- Max. Torque Value: M2, 2.04kgf.cm
- Undimensioned Tolerances:

Pitch range in mm			Nominal dimension range in mm				
to 6	over 6 to 10	over 10 to 24	to 30	over 30 to 60	over 60 to 100	over 100 to 150	
±0.10	±0.15	±0.25	±0.2	±0.3	±0.5	±0.7	±1.0
							0.05/no



4	DG381H Pin header	4033B00010 (H)	XX	Phosphor bronze	SnCe
3	DG381 Screws	S000001440 (H)	XX	Steel	Cr ³⁺ Zn
2	DG381 Brass cage	X000000300 (H)	XX	Brass	Ni plated

ITEM	NAME OF PART	NO. OF PART	Q'TY	MATERIAL	NOTES
1	DG381H-3.81-Housing	4033A0YXXA (H)	1	PA66	UL94V-0

MM (INCH)	DFTO longxc	DATE 03/25/04"
TOLERANCES EXCEPT AS NOTED	CHKD	DATE
	MFO	DATE
	APPVL	DATE
MM		
.0 ±	±	
.00 ±	±	
.000 ±	±	
MATERIAL :		
ANGLES ± 1°	G.E :	
THIRD ANGLE PROJECTION	FINISH :	
	SCALE :	

宁波高正电子有限公司 DEGSON® DEGSON ELECTRONICS CO., LTD	
NAME	
DG381H-3.81-XXP-1Y-00A(H)	
DRAWING NO. DG381H-3.81-E01	SIZE
/PART NO.	A3
DO NOT SCALE DRAWING	REV T5
SHEET 1	04/25/08
OF 1	