

Type : RM/LM Cores

Ordering Code:

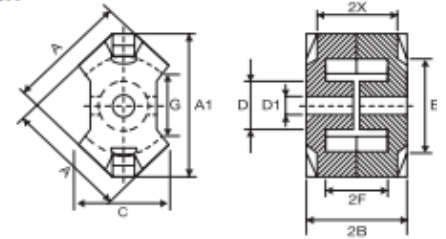
P4
Material
材質

RM5
Core Size
品名

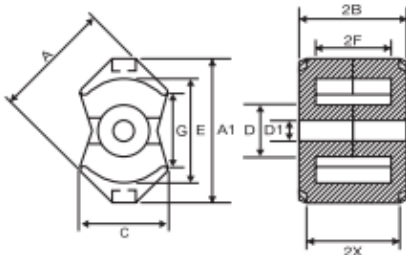
G□
Gapped AL Value

Shape:

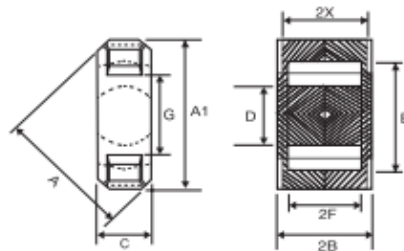
Type:1



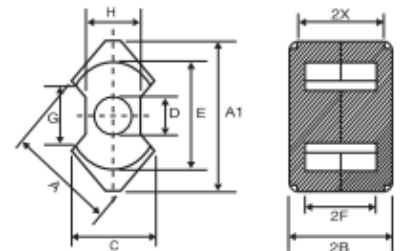
Type:2



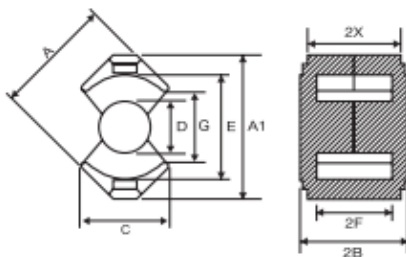
Type:3



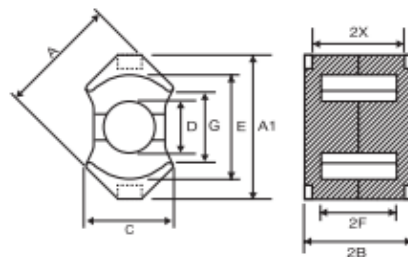
Type:4



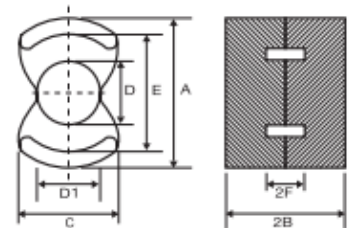
Type:5



Type:6



Type:7



■ DIMENSIONS

CORES	DIMENSIONS (mm)											Type
	A	A ₁	B	C	D ^(a)	D ₁ ^(a)	E	F	G	H	2X	
RM4	9.60 ± 0.20	10.80 ± 0.20	5.20 ± 0.05	6.40 ± 0.20	3.80 ± 0.10	-	8.15 ± 0.15	3.60 ± 0.10	5.80min	-	9.00 ± 0.25	1
RM5	12.05 ± 0.25	14.30 ± 0.30	5.20 ± 0.10	9.55 ± 0.25	4.80 ± 0.10	-	10.40 ± 0.20	3.35 ± 0.20	6.00min	-	9.10 ± 0.25	1
RM6	14.40 ± 0.30	17.60 ± 0.30	6.20 ± 0.10	10.47 ± 0.25	6.30 ± 0.10	-	12.64 ± 0.25	4.20 ± 0.20	8.50min	-	10.40 ± 0.25	6
RM6CH	14.40 ± 0.30	17.60 ± 0.30	6.20 ± 0.10	10.47 ± 0.25	6.30 ± 0.10	3.00 ± 0.10	12.64 ± 0.25	4.20 ± 0.20	8.50min	-	10.40 ± 0.25	2
RM6C	17.60 ± 0.30	14.40 ± 0.30	4.50 ± 0.10	5.15 ± 0.15	6.30 ± 0.10	-	12.64 ± 0.25	2.35 ± 0.10	11.50min	-	3.48 ± 0.15	3
RM6F	14.40 ± 0.30	16.80 ± 0.30	5.50 ± 0.10	8.00 ± 0.30	6.30 ± 0.15	-	12.65 ± 0.25	3.40 ± 0.15	9.10min	-	-	4
RM6H	14.40 ± 0.30	17.60 ± 0.30	4.15 ± 0.10	8.00 ± 0.30	6.30 ± 0.10	-	12.65 ± 0.25	2.10 ± 0.10	9.15 ± 0.30	-	-	2
RM7A	16.85 ± 0.35	19.90 ± 0.40	6.70 ± 0.10	11.43 ± 0.30	7.10 ± 0.15	-	15.10 ± 0.35	4.32 ± 0.15	11.00min	-	12.50 ± 0.30	5
RM7E	19.90 ± 0.40	16.85 ± 0.30	6.80 ± 0.20	7.10 ± 0.15	7.10 ± 0.15	-	15.10 ± 0.35	4.42 ± 0.30	11.00min	-	-	5
RM8	19.35 ± 0.35	22.76 ± 0.45	8.20 ± 0.15	15.45 ± 0.30	8.40 ± 0.15	-	17.30 ± 0.30	5.60 ± 0.20	9.80min	-	14.40 ± 0.25	1
RM8CH	19.35 ± 0.35	22.76 ± 0.45	8.20 ± 0.15	15.45 ± 0.30	8.40 ± 0.15	4.50 ± 0.15	17.30 ± 0.30	5.60 ± 0.20	9.80min	-	14.40 ± 0.25	1
RM8A	19.35 ± 0.35	22.76 ± 0.45	8.20 ± 0.15	15.45 ± 0.30	8.40 ± 0.15	-	17.30 ± 0.30	5.60 ± 0.20	9.80min	-	14.40 ± 0.25	6
RM10	24.15 ± 0.55	27.80 ± 0.65	9.30 ± 0.15	19.85 ± 0.30	10.65 ± 0.20	-	21.65 ± 0.45	6.40 ± 0.20	12.40min	-	16.30 ± 0.25	6
RM10B	24.20 ± 0.30	28.20 ± 0.30	9.30 ± 0.10	18.05 ± 0.30	10.65 ± 0.15	-	22.00 ± 0.30	6.50 ± 0.15	14.20min	13.25 ± 0.25	-	4
RM12	29.20 ± 0.60	36.85 ± 0.75	12.25 ± 0.10	-	12.60 ± 0.20	-	25.45 ± 0.55	8.55 ± 0.15	13.40min	15.85 ± 0.25	22.10 ± 0.25	4
LM8A	23.00 ± 0.45	-	8.00 ± 0.15	17.71ref	9.00 ± 0.10	12.80 ± 0.10	18.10 ± 0.40	5.30 ± 0.20	-	-	-	7

■ Material Characteristics (6)

	Symbol	Unit	Measuring Conditions			High Permeability Materials		
			Freq.	Flux den.	Temp.	A05	A062 NEW	A07
Initial Permeability	μ_i		$\leq 10\text{kHz}$	0.25mT	25°C	5000 \pm 25%	6000 \pm 25%	7000 \pm 25%
Relative Loss Factor	$\tan\delta/\mu_i$	10^{-6}	10kHz	< 0.25mT	25°C	< 4	< 10	< 8
			100kHz		25°C	< 15	< 30	< 30
Saturation Flux Density	Bms	mT	10kHz	H = 1200A/m	25°C	440	460	400
					100°C	300	320	200
Remanence	Brms	mT	10kHz	H = 1200A/m	25°C	80	100	150
					100°C	90	80	110
Temperature Factor of Permeability	α_F	$10^{-6}/^\circ\text{C}$	10kHz	< 0.25 mT	0 ~ 20°C	0 ~ 2	1 ~ 3	-1 ~ 1
					20 ~ 70°C	0 ~ 2	-1 ~ 1	-1 ~ 1
Hysteresis Material Constant	η_B	$10^{-6}/\text{mT}$	10kHz	1.5-3.0mT	25°C	< 0.8	< 0.5	< 1.2
Disaccommodation Factor	D_F	10^{-6}	10kHz	< 0.25 mT	25°C	< 3	< 2	< 2
Curie Temperature	T_c	°C				140	160	130
Resistivity	ρ	Ωm				0.20	0.20	0.35
Density	d	g/cm^3				4.85	4.85	4.90